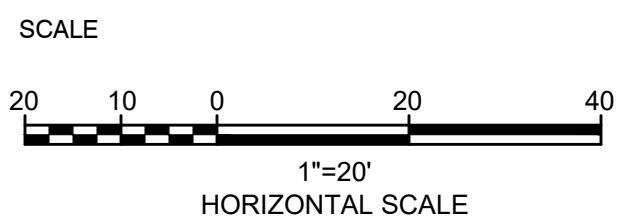


SEAL

BID SET
NOT FOR CONSTRUCTION
ISSUED ON 11/25/2020



No.	DATE	BY	Description

REVISIONS

DRAWN BY _____ SCA
APPROVED BY _____ AZ
CHECKED BY _____ AZ
DATE _____ 11/25/2020

TITLE

**TRAFFIC
MANAGEMENT PLAN**

DEWBERRY JOB NO. 50102953

SHEET NO. **TMP-24**

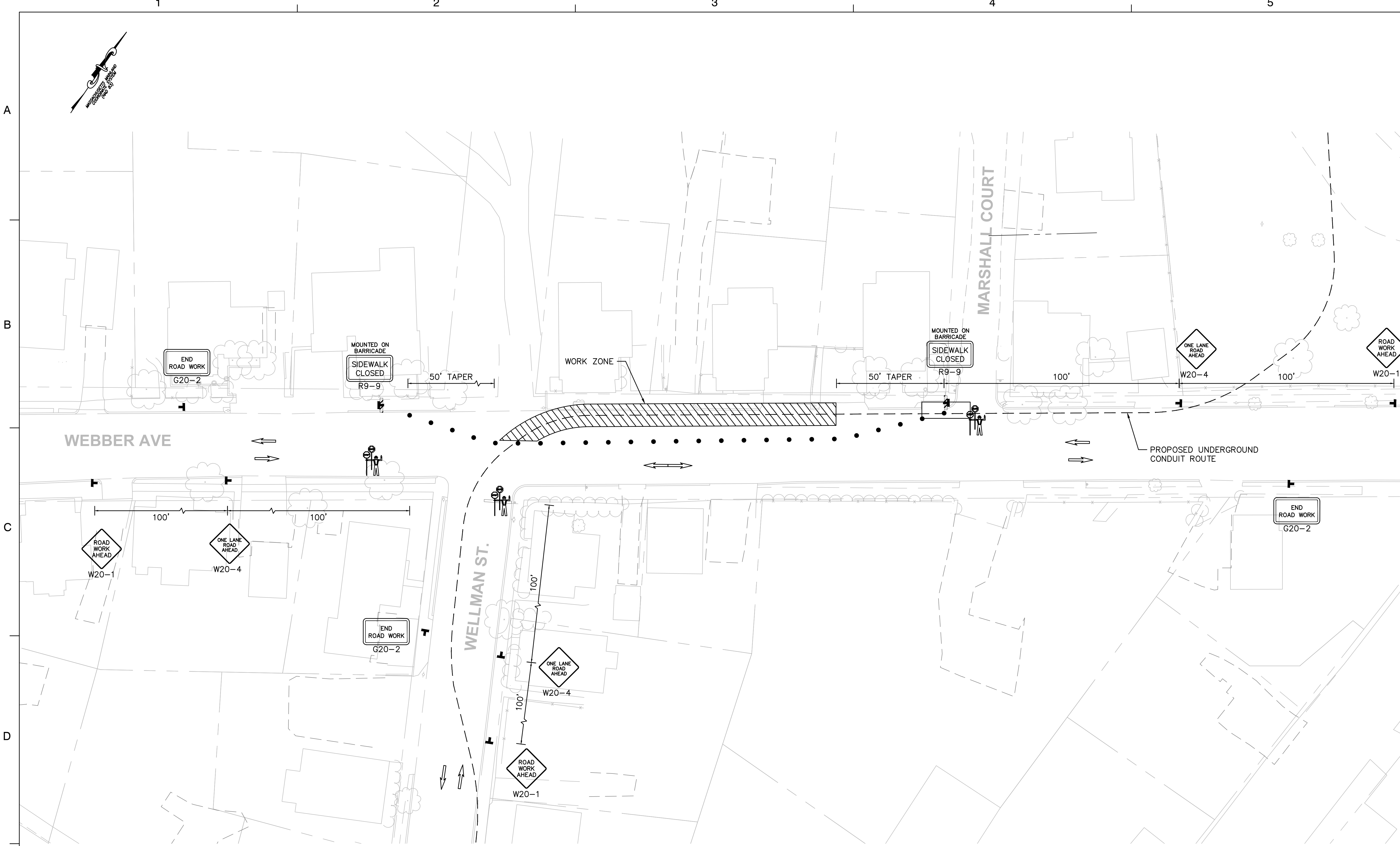


TABLE 6C-1
RECOMMENDED ADVANCE WARNING SIGN MINIMUM SPACING

ROAD TYPE	DISTANCE BETWEEN SIGNS		
	A	B	C
URBAN (LOW SPEED)*	100 FEET	100 FEET	100 FEET
URBAN (HIGH SPEED)*	350 FEET	350 FEET	350 FEET
RURAL	500 FEET	500 FEET	500 FEET
EXPRESSWAY/FREEWAY	1,000 FEET	1,500 FEET	2,840 FEET

* SPEED DETERMINED BY THE HIGHWAY AGENCY

TABLE 6C-3
TAPER LENGTH CRITERIA FOR TEMP. TRAFFIC CONTROL ZONES

TYPE OF TAPER	TAPER LENGTH
MERGING TAPER	AT LEAST L
SHIFTING TAPER	AT LEAST 0.5 L
SHOULDER TAPER	AT LEAST 0.33 L
ONE LANE-TWO WAY TRAFFIC TAPER	50 FEET MINIMUM, 100 FEET MAXIMUM
DOWNSTREAM TAPER	50 FEET MINIMUM, 100 FEET MAXIMUM

USE TABLE 6C-4 TO CALCULATE L

TABLE 6C-4
FORMULAS FOR DETERMINING TAPER LENGTH

SPEED	TAPER LENGTH (L) IN FEET
40 MPH OR LESS	$L = WS^2/60$
45 MPH OR MORE	$L = WS$

No.	DATE	BY	Description

REVISIONS

DRAWN BY _____ SCA
APPROVED BY _____ AZ
CHECKED BY _____ AZ
DATE _____ 11/25/2020

TITLE

**TRAFFIC
MANAGEMENT PLAN**

DEWBERRY JOB NO. 50102953

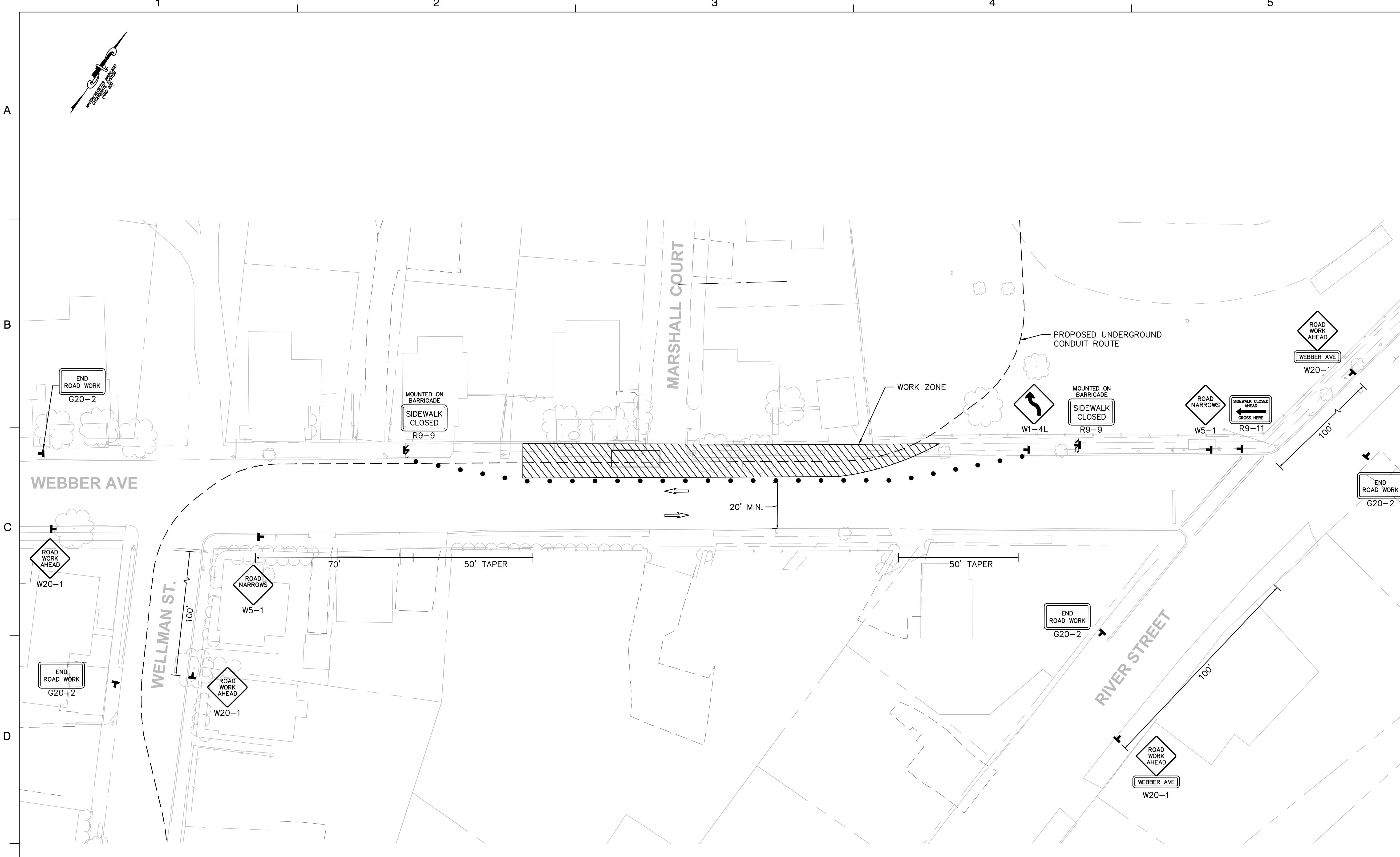


TABLE 6C-1
RECOMMENDED ADVANCE WARNING SIGN MINIMUM SPACING

ROAD TYPE	DISTANCE BETWEEN SIGNS		
	A	B	C
URBAN (LOW SPEED)*	100 FEET	100 FEET	100 FEET
URBAN (HIGH SPEED)*	350 FEET	350 FEET	350 FEET
RURAL	500 FEET	500 FEET	500 FEET
EXPRESSWAY/FREEWAY	1,000 FEET	1,500 FEET	2,840 FEET

* SPEED DETERMINED BY THE HIGHWAY AGENCY

TABLE 6C-3
TAPER LENGTH CRITERIA FOR TEMP. TRAFFIC CONTROL ZONES

TYPE OF TAPER	TAPER LENGTH
MERGING TAPER	AT LEAST L
SHIFTING TAPER	AT LEAST 0.5 L
SHOULDER TAPER	AT LEAST 0.33 L
ONE LANE-TWO WAY TRAFFIC TAPER	50 FEET MINIMUM, 100 FEET MAXIMUM
DOWNSTREAM TAPER	50 FEET MINIMUM, 100 FEET MAXIMUM

USE TABLE 6C-4 TO CALCULATE L

TABLE 6C-4
FORMULAS FOR DETERMINING TAPER LENGTH

SPEED	TAPER LENGTH (L) IN FEET
40 MPH OR LESS	$L = WS^2/60$
45 MPH OR MORE	$L = WS$